

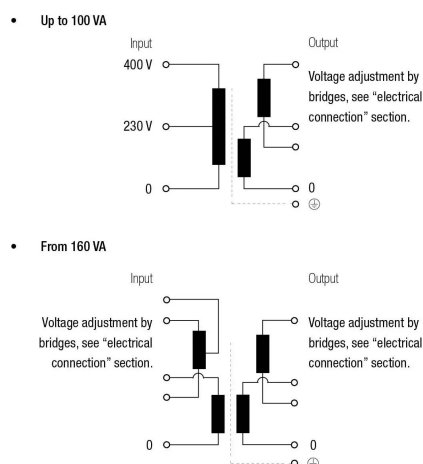
Single phase dry type control and isolation transformers, finished in anti-flash varnished in IP20 enclosure with protection to prevent direct contact with electrical parts.



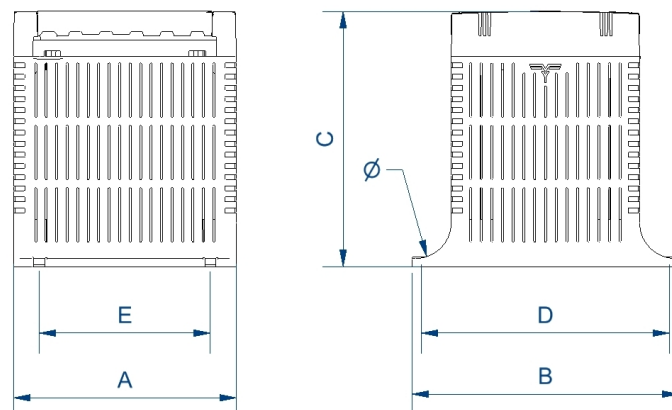
Technical characteristics

Rating	160 VA
Input voltage	230/400/460 V
Output voltage	115/230 V
Frequency	50/60 Hz
Protection degree	IP-20
Cooling	ANAN
Ambient temperature	45 °C
Temperature rise	Class B - 130°C
Insulation	Class H - 180°C
Windings	Class HC - 200 °C
Test voltage	4,6 kV (1 min, 50 Hz) pri-sec - 3,2 kV (1 min, 50 Hz) pri-earth - 2,5 kV (1 min, 50 Hz) sec-earth
Standards	IEC/EN/UNE-EN 61558, CE
Mounting	Screws and DIN Rail
Weight	2,3 kg

Electric scheme




Dimensions



Dimensions (AxBxCxDxE): 106x123x122x111x74 mm 50

Electrical connection



From 160 VA to 1000 VA

Input:

230 V

Connection: 2-5

Bridges: 2-3 / 4-5

400 V

Connection: 2-6

Bridges: 3-4

460 V

Connection: 2-5

Bridges: 3-4

Output:

Reference PB 12 V

Reference PC 24 V

Reference PD 115 V

Reference PB 24 V

Reference PC 48 V

Reference PD 230 V

Connection: 8-11

Bridges: 8-9 / 10-11

Connection: 8-11

Bridges: 9-10

Single phase dry type control and isolation transformers, finished in anti-flash varnished in IP20 enclosure with protection to prevent direct contact with electrical parts.

Features

Dry type transformer

IP-20 enclosure:

- Last generation V-0 fireproof polymer box according to UL94 up to 2500 VA.
- Metallic box painted with epoxi polyester from 3150 VA.

Safety Class I, convertible to Class II up to 2500 VA.

Includes LED functioning indicator.

Full rating at all outputs.

Voltage selection through metallic bridges (included).

Optional protection fuse (only 1 output) and big quantities.

Possibility of custom-made manufacturing.

Applications

- The P, Q and N transformers are specially designed to isolate and adapt voltages in control and operation applications in both domestic and industrial environments as well as in switchboards / panels.
- Another important application is the galvanic insulation of installations for safety reasons, as well as the generation of earth-referenced neutrals.

Available accessories

Downloads

- Bridge configuration for the series P, Q and N. Rating: 40 -100 VA. [Watch video](#)
- Bridge configuration for the series P, Q and N. Rating 160 - 5000 VA. [Watch video](#)
- [Obtaining a neutral - Bridge configuration PD \(PH+N output\).](#)
- [P and Q series User's Manual](#)
- [CE Certificate.](#)