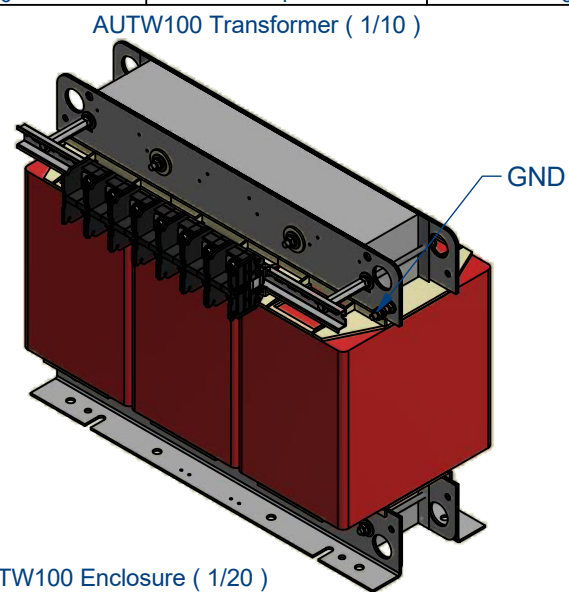
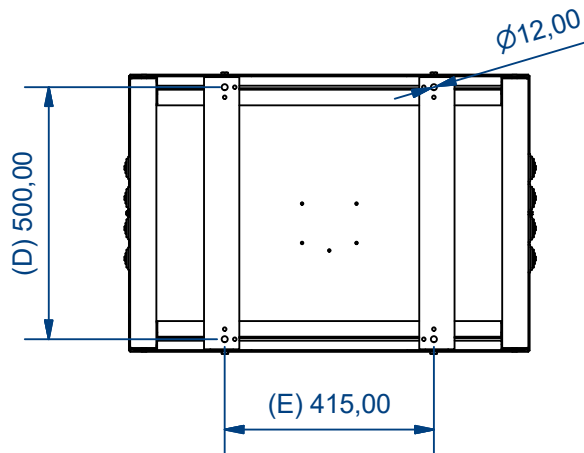
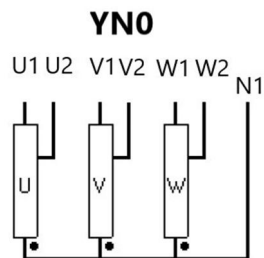
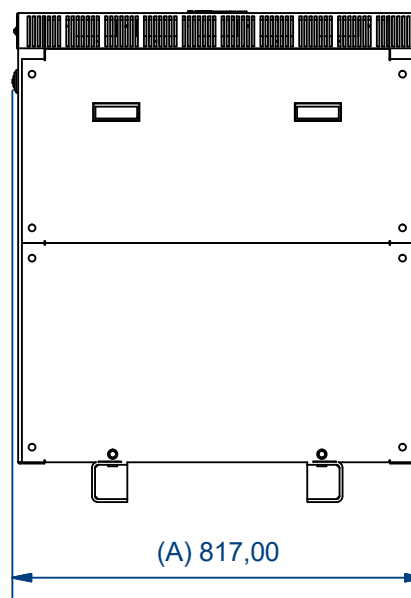
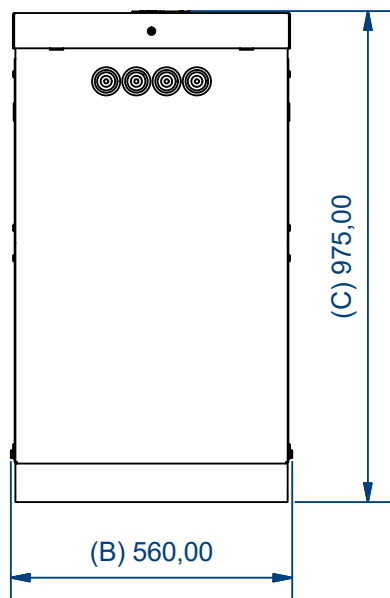
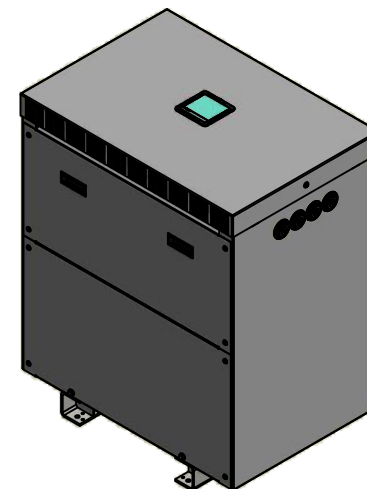


Connection ( 1/4 )



AUTW100 Enclosure ( 1/20 )



Characteristics									
IP	Vector Group	Rated power	Voltage Pri.	In Pri.	Pri. Connection	Voltage Sec.	In Sec.	Sec. Connection	Ground connection
23	YN0	100 kVA	400 V	144,3 A	M12 Terminal Max. Width 37 mm	230 V	251 A	M12 Terminal Max. Width 37 mm	M8 Brass stud
Drawn by: OPS-02/01/2024		Modified by: -		Approved by: AMR-02/01/2024		Replaces:		Material: Generic	
						Surface treatment: N/D		Weight: N/D	
						Description: AUTW100 Drawing		Valid:	
Drawing reference: PE.C.NOR.AUTW100.V01				ERP reference: AUTW100		Distributed to:		Scale: 1/15	
						Technical D.		Page: 1 / 1	
						Commercial D.		Customers	