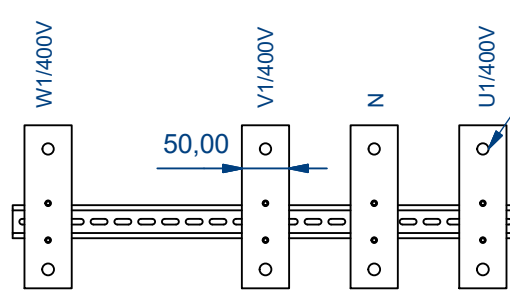
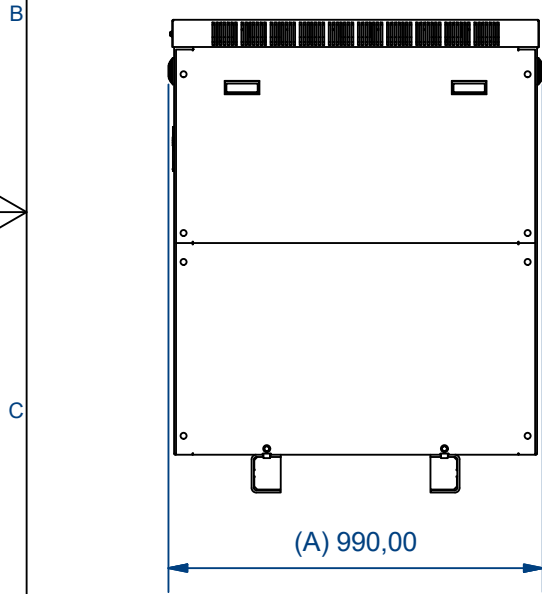
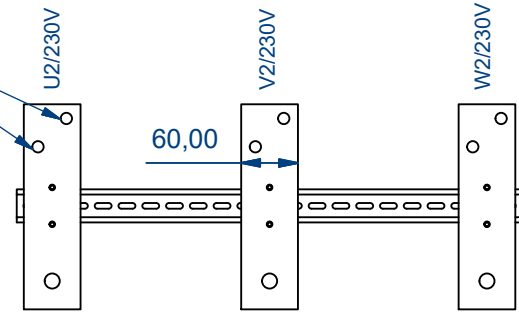


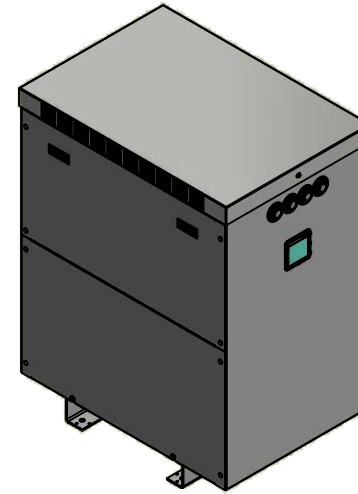
Primari Connection



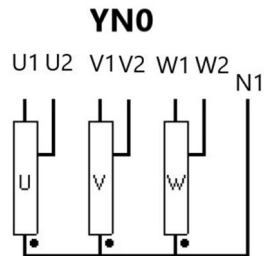
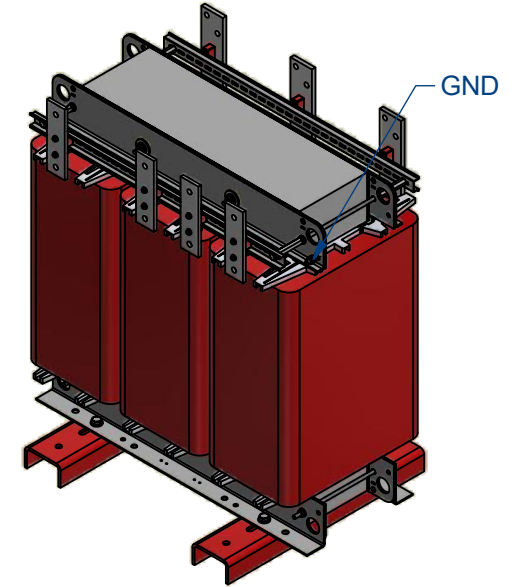
Secondary Connection



AUTW400 Enclosure ( 1/25 )



AUTW400 Transformer ( 1/15 )



Characteristics									
IP	Vector Group	Rated power	Voltage Pri.	In Pri.	Pri. Connection	Voltage Sec.	In Sec.	Sec. Connection	Ground connection
23	YN0	400 kVA	400 V	577,4 A	50X8 mm Al Plate Ø M12	230 V	1004,1 A	60X8 mm Al Plate Ø M12	M10 Brass stud
Drawn by: OPS-02/01/2024		Modified by: -		Approved by: AMR-02/01/2024		Replaces:		Material: Generic	
						Surface treatment: N/D		Weight: N/D	
						Description: AUTW400 Drawing		Units: mm	
Drawing reference: PE.C.NOR.AUTW400.V01				ERP reference: AUTW400		Distributed to:		Scale: 1/20	
						Technical D.		Page: 1 / 1	
						Commercial D.		Customers	