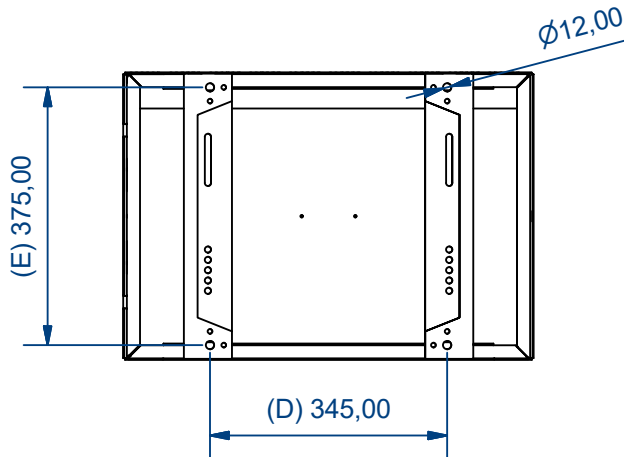
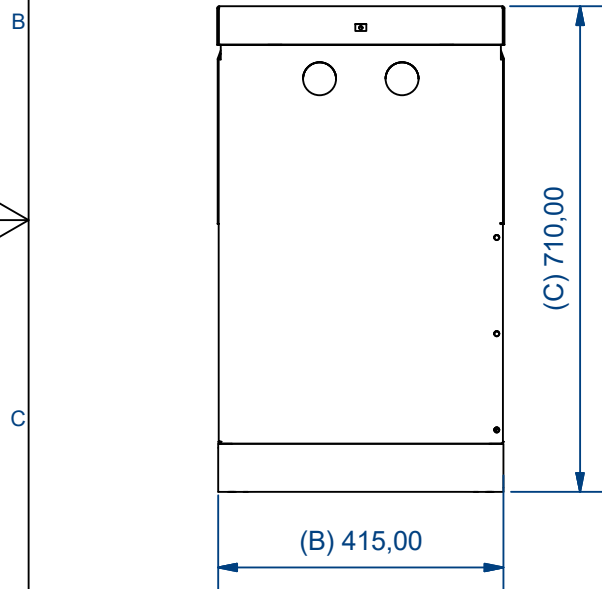
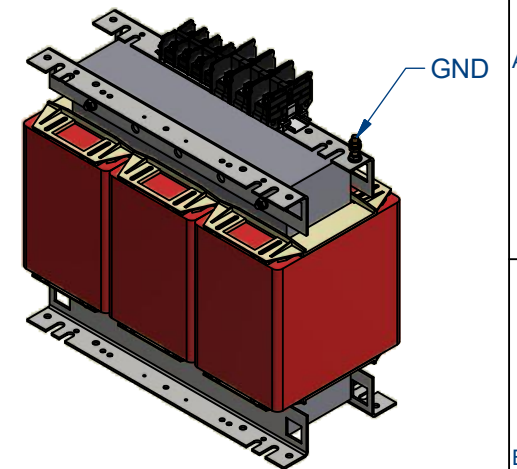


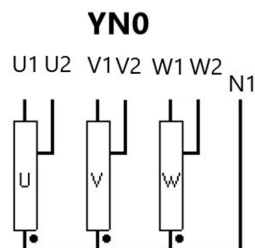
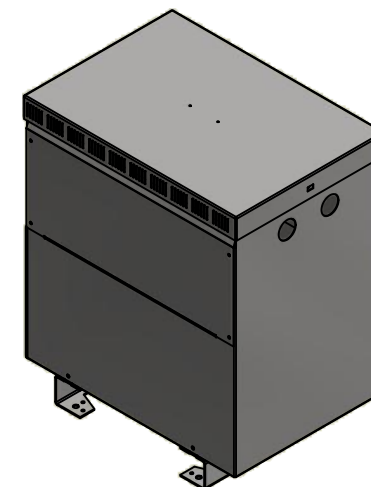
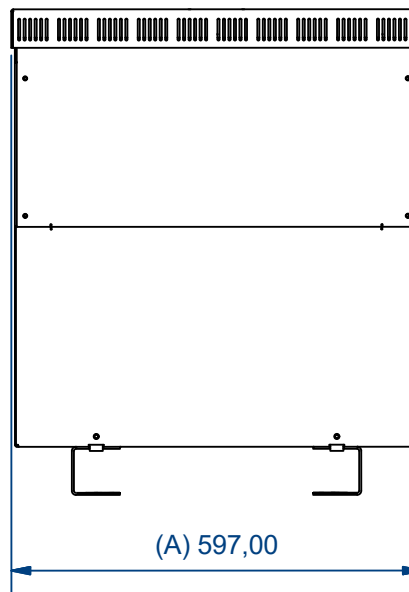
Connection (1 / 4)



AUTW63 Transformer (1/10)



AUTW63 Enclosure (1/15)



Characteristics									
IP	Vector Group	Rated power	Voltage Pri.	In Pri.	Pri. Connection	Voltage Sec.	In Sec.	Sec. Connection	Ground connection
23	YN0	63 kVA	400 V	90,94 A	Terminal M8 Max. width 23mm	230 V	158,14 A	Terminal M10 Max. width 30mm	M8 Brass Stud
Drawn by: OPS-02/01/2024		Modified by: -		Approved by: AMR-02/01/2024		Replaces: -		Material:	
						Description: AUTW63 Drawing		Units: mm	
						Drawing reference: PE.C.NOR.AUTW63.V01		ERP reference: AUTW63	
Scale:								Page:	
1 / 11								1 / 1	