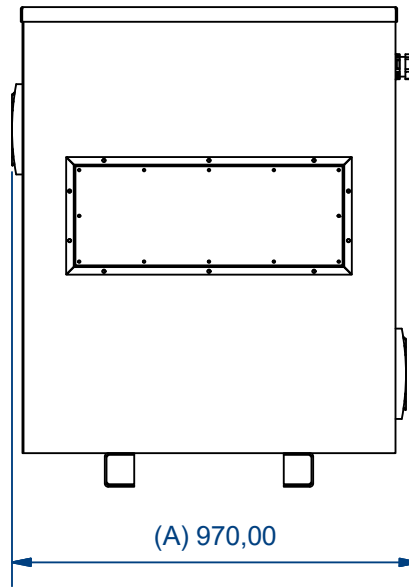
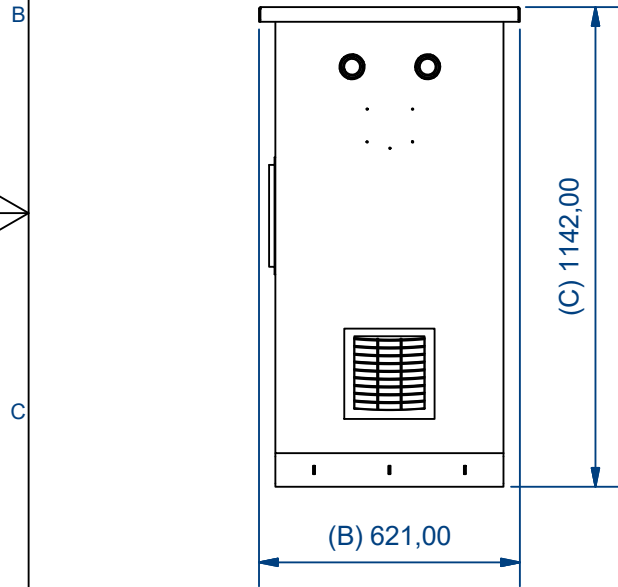
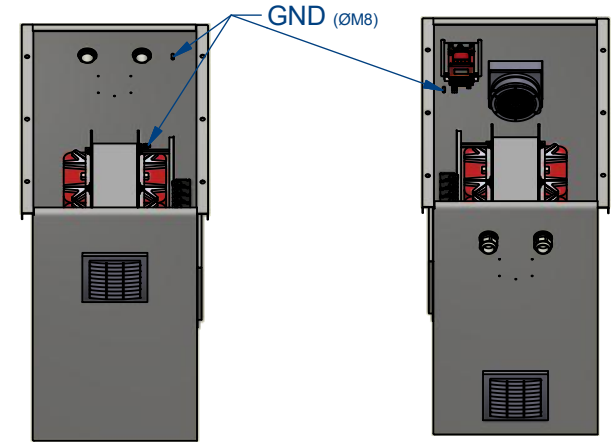
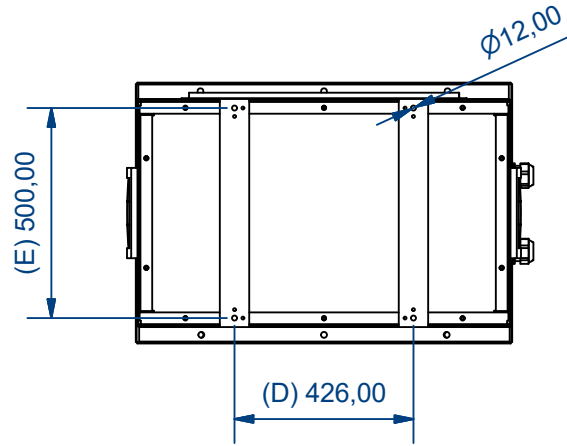
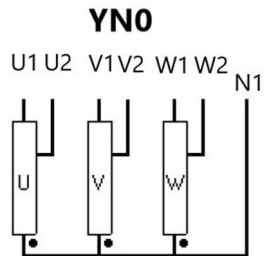
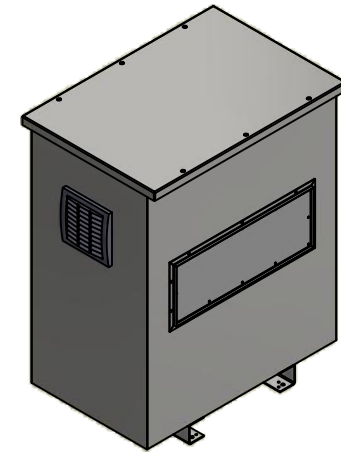


Connexion ( 1/4 )



( 1/25 )



Characteristics									
IP	Vector Group	Rated power	Voltage Pri.	In Pri.	Pri. Connection	Voltage Sec.	In Sec.	Sec. Connection	Ground connection
54	YN0	125 kVA	400 V	180,4 A	M12 Terminal Max. Width 37 mm	230 V	313,8 A	M12 Terminal Max. Width 37 mm	M8 Brass stud
Drawn by: OPS-04/01/2024		Modified by: -		Approved by: AMR-04/01/2024		Replaces:		Material: Generic	
Description: <b>AUTZ125 Drawing</b>							Surface treatment: N/D		Weight: N/D
Drawing reference: PE.C.NOR.AUTZ125.V01				ERP reference: AUTZ125		Distributed to:		Technical D. Commercial D.	
							Scale: 1 / 18		Page: 1 / 1