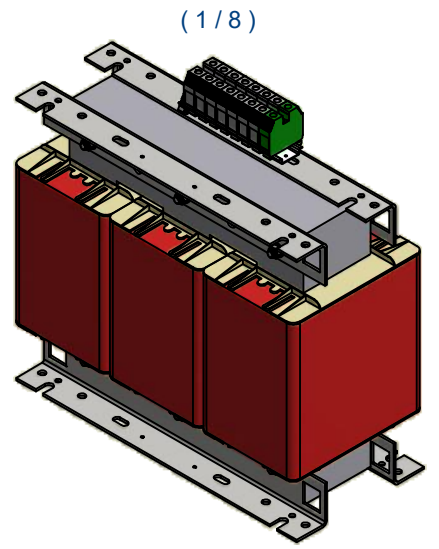
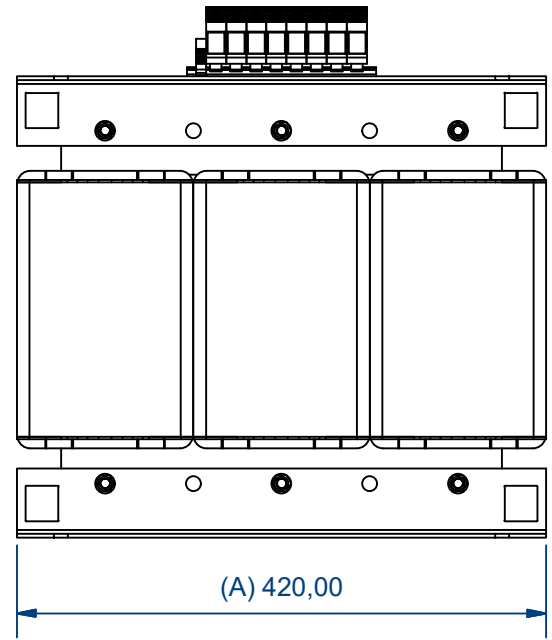
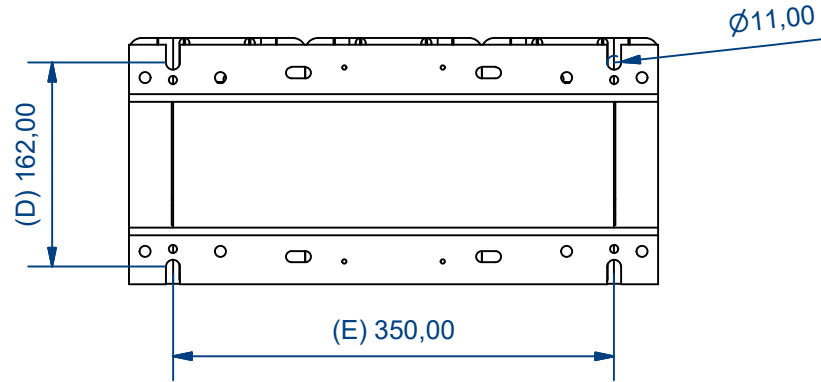
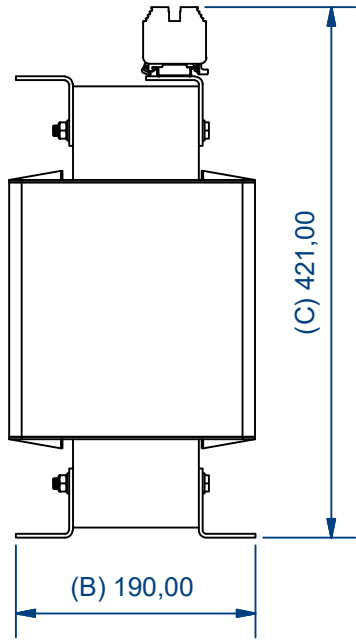
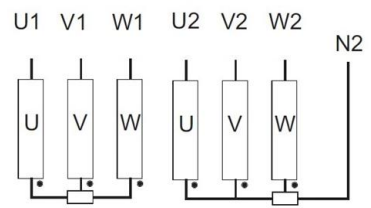


Connection(1 / 2)

U1/400 V	V1/400 V	W1/400 V	U2/400 V	V2/400 V	W2/400 V	N2	GND
----------	----------	----------	----------	----------	----------	----	-----



YYn0



Characteristics										
IP	Vector Group	Rated power	Voltage Pri.	In Pri.	Pri. Connection	Voltage Sec.	In Sec.	Sec. Connection	Ground connection	
00	Yyn0	12.5 kVA	400 V	18.1 A	Terminal wire up to 25 mm ²	400 V	18.1 A	Terminal wire up to 25 mm ²	Terminal wire up to 25 mm ²	
Drawn by: SB-22/02/2023		Modified by: -		Approved by: MMB-22/02/2023		Replaces: PE.C.NOR.TTX12,5.V01		Material:		
							Surface treatment: N/D		Weight: N/D	Valid: YES
							Description: TTX12.5 Drawing		Units: mm	Directory:
Drawing reference: PE.C.NOR.TTX12,5.V02				ERP reference: TTX12.5		Distributed to:		Technical D.	Scale: 1/6	Page: 1 / 1
							Commercial D.		Customer	