
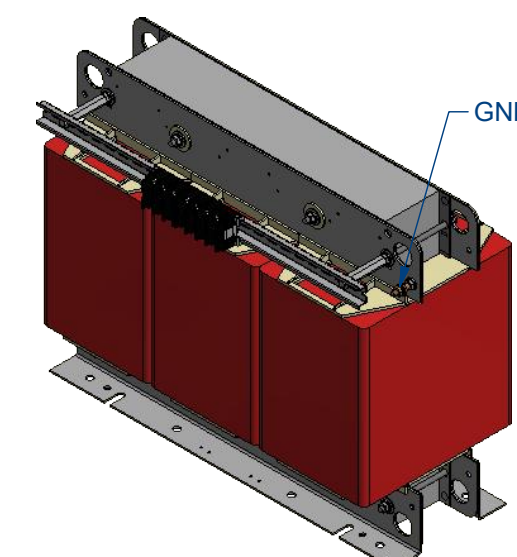
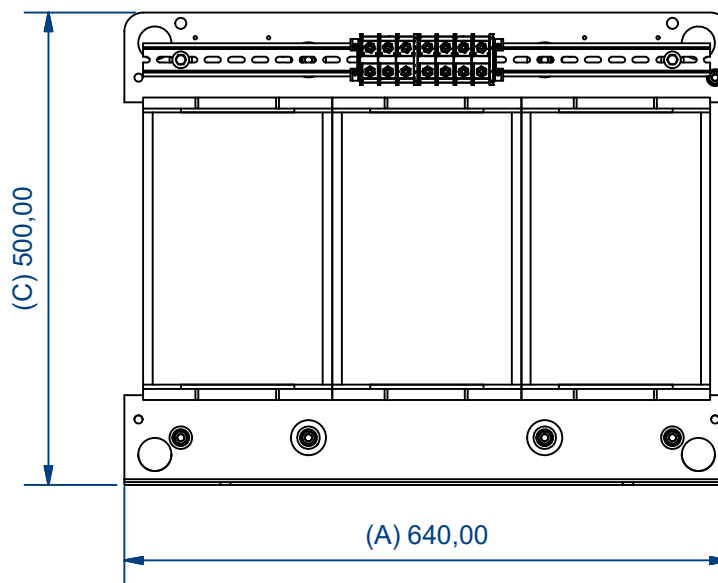
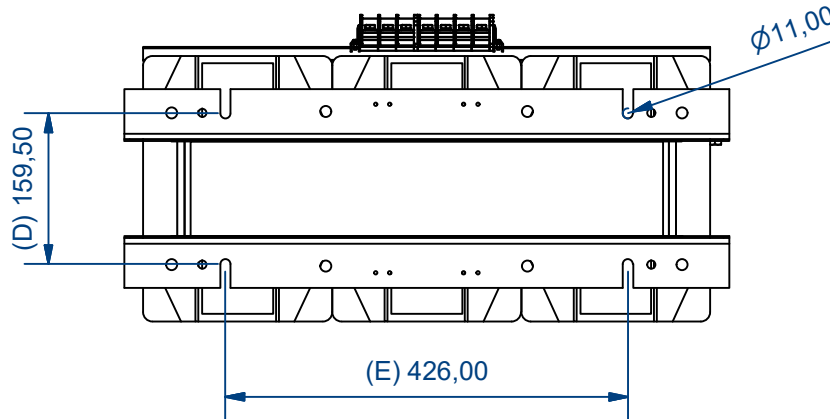
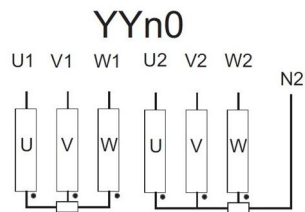


Connection (1 / 2)



(B) 325,00



(1 / 10)

| Characteristics | | | | | | | | | | | |
|-----------------------------|--------------|-------------------|--------------|--------------------------------|---------------------------------------|--|---------|---------------------------------------|---------------------------|----------------|-----------------|
| IP | Vector Group | Rated power | Voltage Pri. | In Pri. | Pri. Connection | Voltage Sec. | In Sec. | Sec. Connection | Ground connection | | |
| 00 | YYN0 | 40 kVA | 400 V | 57,74 A | M6 Terminal screw Max. Width 16 mm | 400 V | 57,74 A | M6 Terminal screw Max. Width 16 mm | M8 Brass stud | | |
| Drawn by: OPS-15/11/2023 | | Modified by: - | | Approved by: AMR-15/11/2023 | | Replaces: | | Material: Generic | Surface treatment: N/D | Weight: N/D | Valid: |
| | | | | | | Description: TTX40 Drawing | | | | Units: mm | Directory: |
| | | | | | | Drawing reference: PE.C.NOR.TTX40.V01 | | | ERP reference: TTX40 | | Distributed to: |