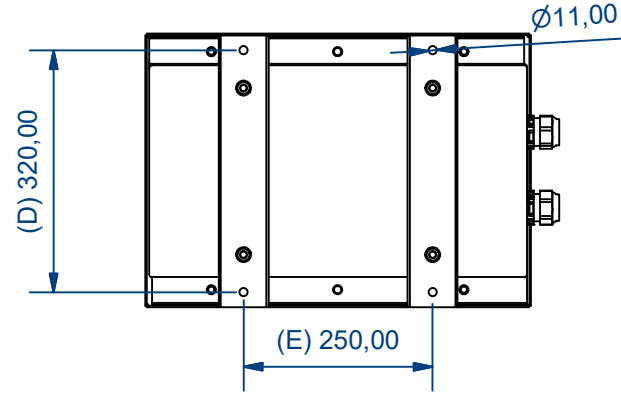
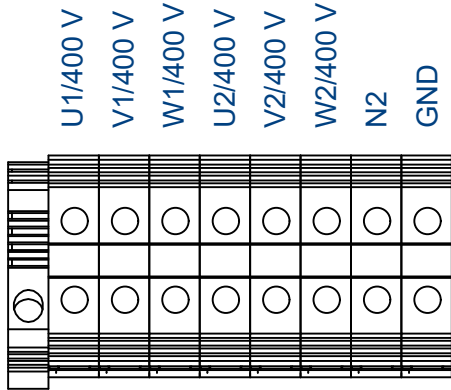


1 2 3 4 5 6 7 8

A

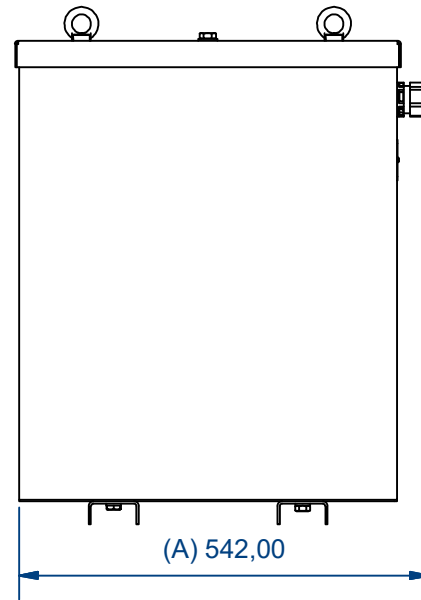
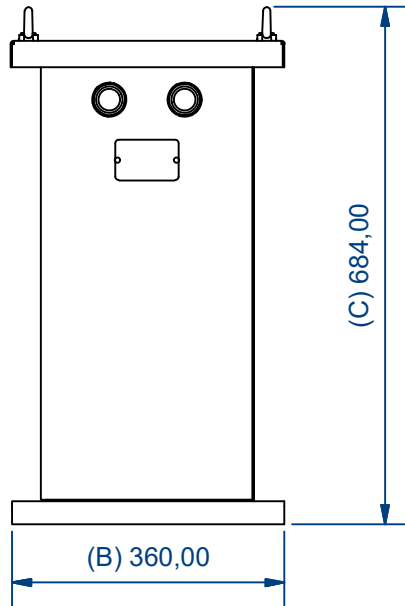
A

Connection (2/3)

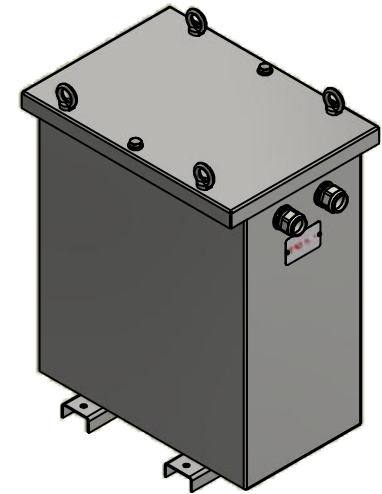


B

B



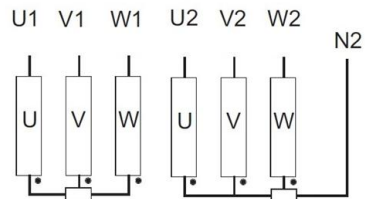
(1/13)



C

C

YYn0



D

D

Characteristics											
IP	Vector Group	Rated power	Voltage Pri.	In Pri.	Pri. Connection	Voltage Sec.	In Sec.	Sec. Connection	Ground connection		
54	Yyn0	2.5 kVA	400 V	3.6 A	Terminal wire up to 16 mm ²	400 V	3.6 A	Terminal wire up to 16 mm ²	Terminal wire up to 16 mm ²		
Drawn by: SB-07/02/2023		Modified by: -		Approved by: MMB-16/03/2023		Replaces: -		Material:			
							Surface treatment: N/D		Weight: N/D	Valid: Yes	
							Description: TTZ 2.5 Drawing		Units: mm	Directory:	
Drawing reference: PE.C.NOR.TTZ2.5.V01				ERP reference: TTZ 2.5		Distributed to:		Technical D.	Commercial D.	Scale: 1 / 10	Page: 1 / 1
							Customers				

1 2 3 4 5 6 7 8